


SPECIAL FEATURES

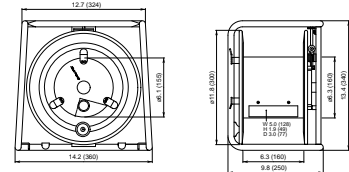
- Durable long lasting black finish**
- Rugged winding handle**
- Roll-around removable casters**
- Snake cable hanger tabs**
- Exit flange port for snake ends**

3 Position Brake Lock System

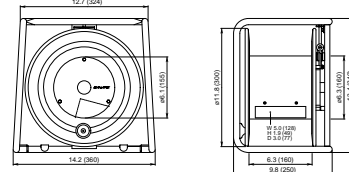
All R-Series models include a 3-position brake lever: (Position 1) **FREE SPOOL**: cable will pull from reel with ease, this position is ideal for rewinding, (Position 2) **SOFT BRAKE**: cable can be pulled from the reel, but friction prevents excess spillage when cable is pulled quickly, (Position 3) **FULL LOCK**: used during transportation, the reel will not rotate, so cable will not spill.



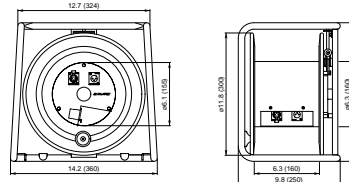
Stackability
All R300 series models have built in stacking tabs, so Cable Reels can be placed one on top of the other for secure transporting and storage.



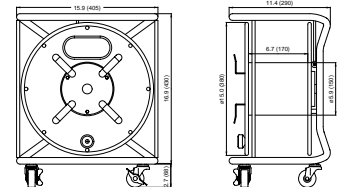
R300S



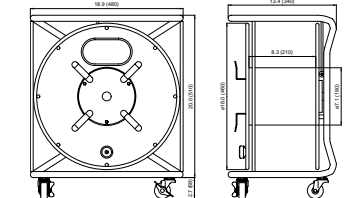
R300L



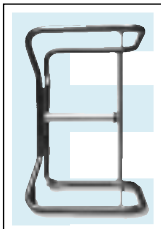
**R300CN
R300BN**



R380S



R460S



Tubular Steel Construction
Canare Cable Reels are constructed using tubular steel, with an “E” shaped brace design which makes them all extremely durable. All R-Series Reels use heavy duty permanently lubricated bearings which will perform as new even after years of hard road use.



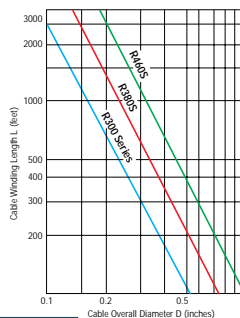
Special Connector Mounting Plates
The R300L features a special User removable recessed Flange Door and Hub Plate for mounting BNC, F, RCA, or XLR Panel receptacles.

Please use the capacity chart and/or formula to determine length of a given cable that will fit on a specific reel. Formulas are based on loose wrap

Calculation Formula

- R300 (S,L,CN,BN) $L = \frac{43}{D^2} \times 0.6$ (ft)
- R380S $L = \frac{92}{D^2} \times 0.6$ (ft)
- R380D $L = \frac{82}{D^2} \times 0.6$ (ft)
- R460S $L = \frac{172}{D^2} \times 0.6$ (ft)
- R460C $L = \frac{148}{D^2} \times 0.6$ (ft)

Formula Example:
L-4E3-8P Cable O.D. is .603"
 $93 \div (.603 \times .603) \times .6 = 155$
An R380S Cable Reel will hold approx. 155 feet of



Reel with Cable Assembly			Description	Weight (kg)
Model	Cable reel	Cable Assemblies		
Detachable Cable				
CR100-CN	R300-CN	Set at inner end	XLR3-11C	9.6
		Set at outer end	MLPS-11C	
CR100-S	R300-S	XLR3-11C	MLPS-11C	9.6
CR90-BN	R300-BN	3CP-48B	3CP-48B	10.5

CABLE REEL SPECIFICATIONS							
Model	Size	Weight lbs.	Stackable	Casters	Connector Mounting	Cable Cut-Out	Hanger
R300S	SMALL	9.5	YES	NO	NO	YES	YES
R300L	SMALL	9.5	YES	NO	Hub & Flange	NO	NO
R300CN	SMALL	9.5	YES	NO	Parallel wired M & F XLR on Hub & Flange	NO	NO
R300BN	SMALL	9.5	YES	NO	75Ω BNC Jack tea.Hub & Flange	NO	NO
R380S	MED.	17.5	NO	YES	NO	YES	YES
R380D	MED.	17.5	NO	YES	Hub	NO	NO
R460S	LARGE	22.0	NO	YES	NO	YES	YES
R460C	LARGE	22.0	NO	YES	Hub	NO	NO



CR100-CN (with 100m cable)
L-4E6S (EC100) bundled with R300-CN.
(Set with XLR3-11C at the cable outer end when sold.)

CR90-BN (with 90m cable)
L-3C2VS (DH5C90-S) bundled with R300-BN.

CR100-S (with 100m cable)
L-4E6S (EC100) bundled with R300-S.
(Set with XLR3-11C at the cable outer end when sold.)